

Main_Program [OB1]

Main_Program Properties

General

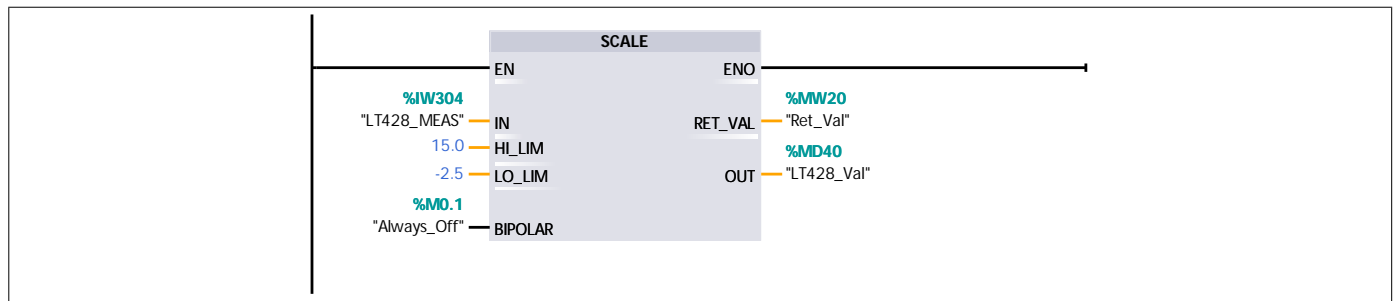
Name	Main_Program	Number	1	Type	OB
Language	LAD	Numbering	Manual		

Information

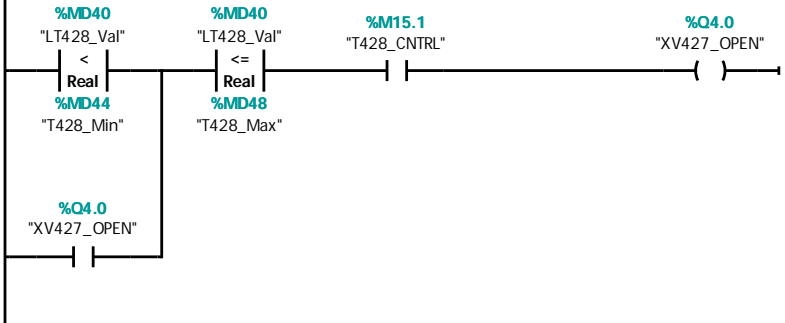
Title	"Main Program Sweep (Cycle)"	Author		Comment	Example 7.5 - Simple operator interface and alarm for tank level control Copyright (c) 2013 Dogwood Valley Press, LLC
Family		Version	0.1	User-defined ID	

Name	Data type	Default value
▼ Temp		
OB1_EV_CLASS	Byte	
OB1_SCAN_1	Byte	
OB1_PRIORITY	Byte	
OB1_OB_NUMBR	Byte	
OB1_RESERVED_1	Byte	
OB1_RESERVED_2	Byte	
OB1_PREV_CYCLE	Int	
OB1_MIN_CYCLE	Int	
OB1_MAX_CYCLE	Int	
OB1_DATE_TIME	Date_And_Time	
Constant		

Network 1:

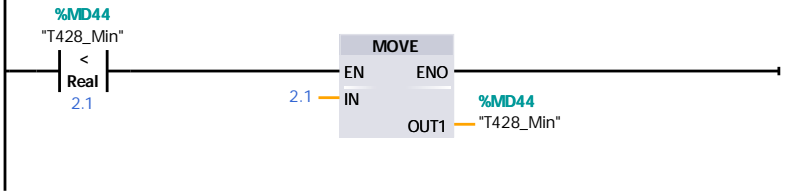


Network 2: Inlet valve control



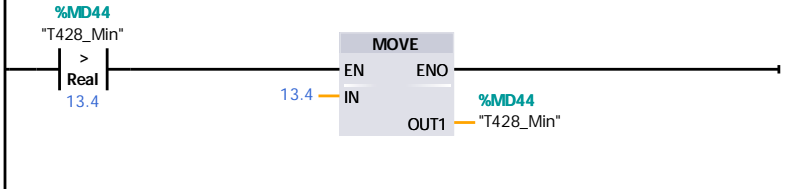
Network 3:

Calculate level for operator display



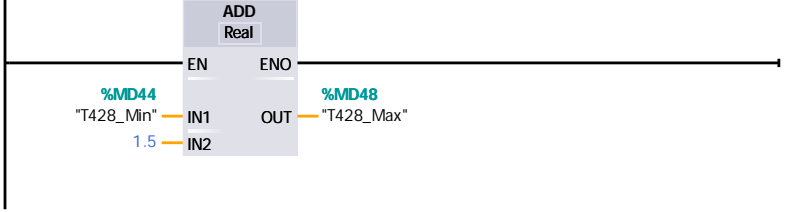
Network 4:

Get minimum level from operator display, convert to feet



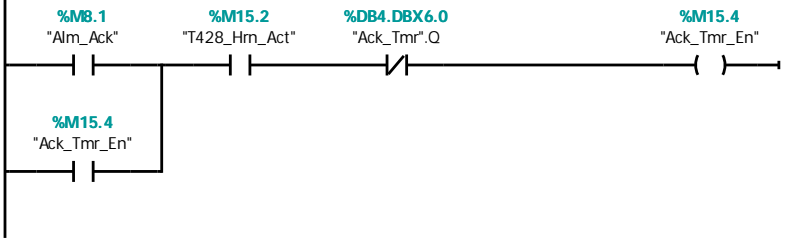
Network 5:

Mac level is min level + 1.5

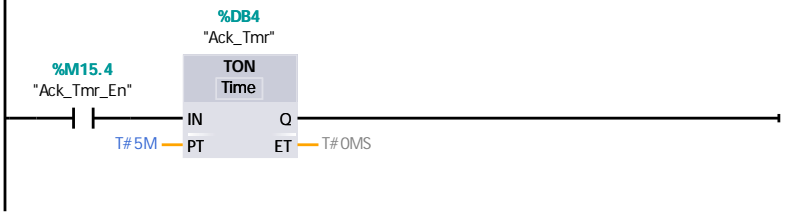


Network 6: Low level indication

Low alarm lamp when level < 4 feet



Network 11:



Network 12:

